



Rhode Island
Department of
Corrections
Calendar Year 2020
Population Update
Director Patricia A.
Coyne-Fague, Esq.

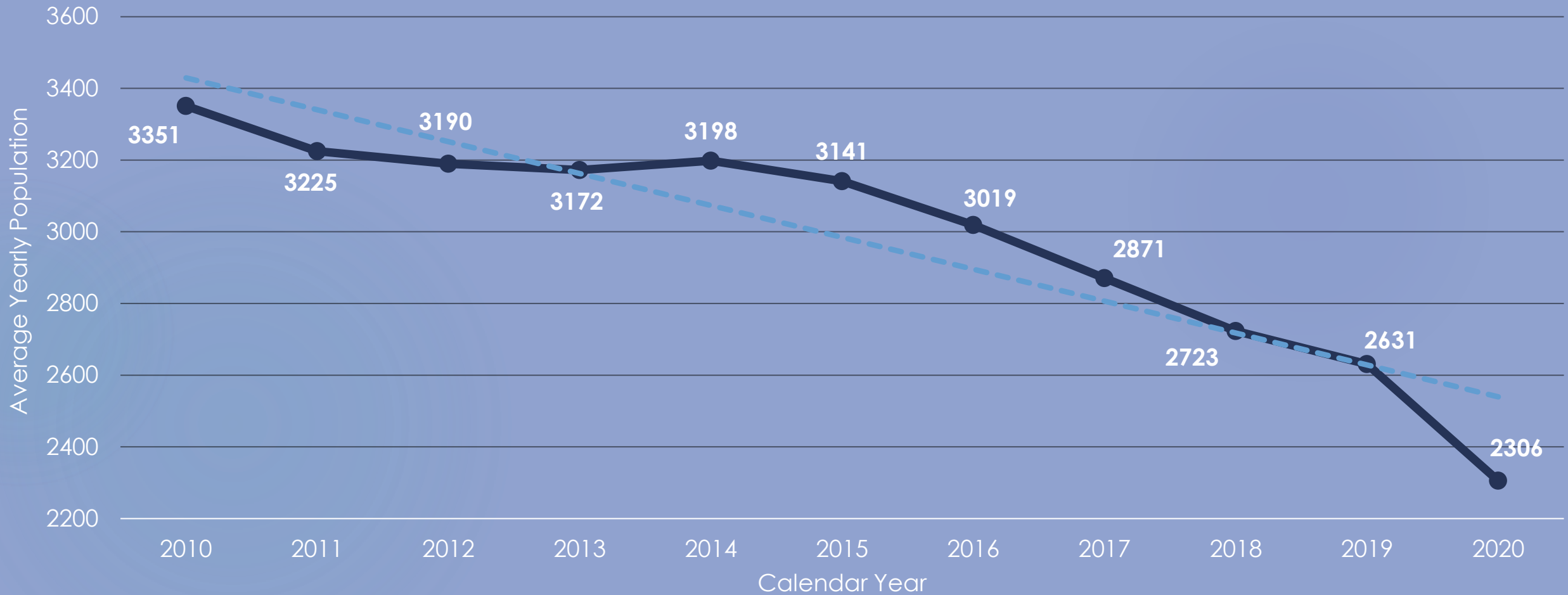


The Impact of Covid-19

- ▶ Please note that due to the Covid-19 pandemic, the Rhode Island Department of Corrections has seen a sharp decline in the overall population. This decline is the result of incarceration mitigation strategies implemented across the state.
- ▶ A second Women's Facility was temporarily opened for two months in the spring of 2020 to assist in social distancing.
- ▶ For further information on RIDOC's response to Covid-19, please visit [our website](#).



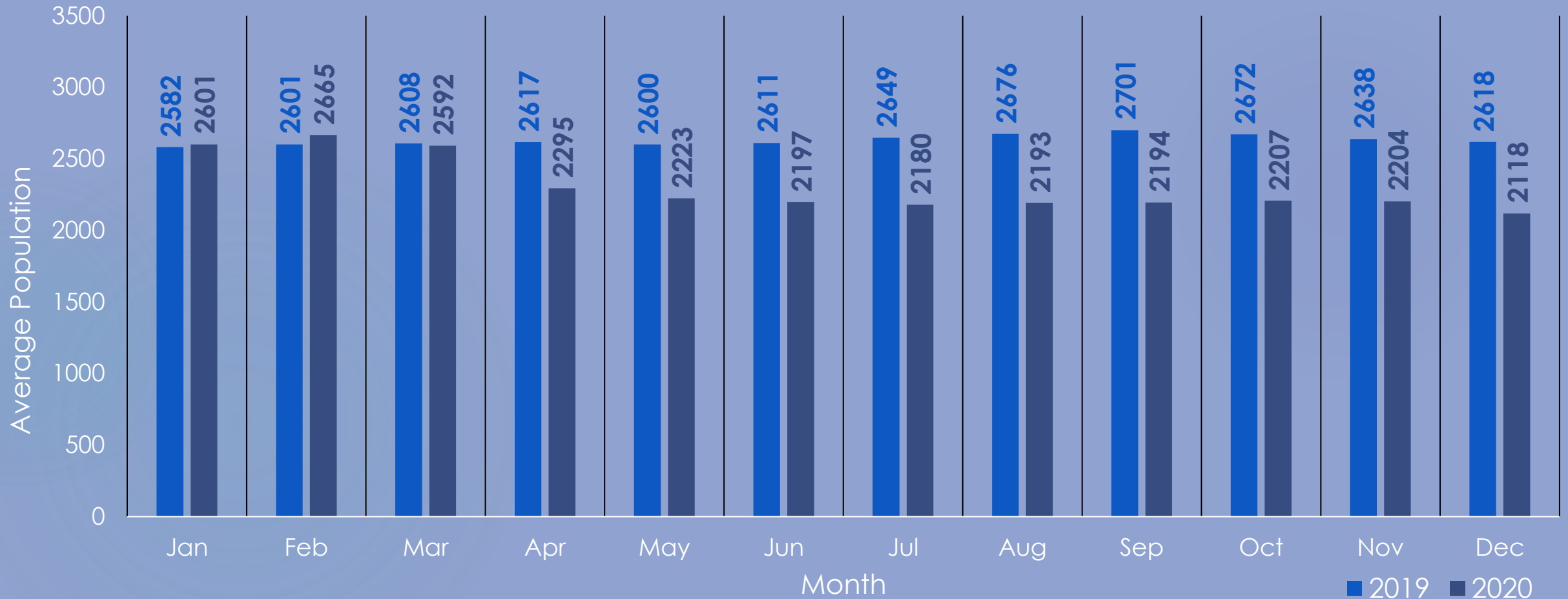
Average Total Population CY2010-2020



Total population excludes offenders who are held/serving a RI sentence out-of-state according to interstate compact, at the Eleanor Slater Hospital Forensic Unit, or who are on home confinement.



Average Total Population by Month Calendar Years 2019-2020

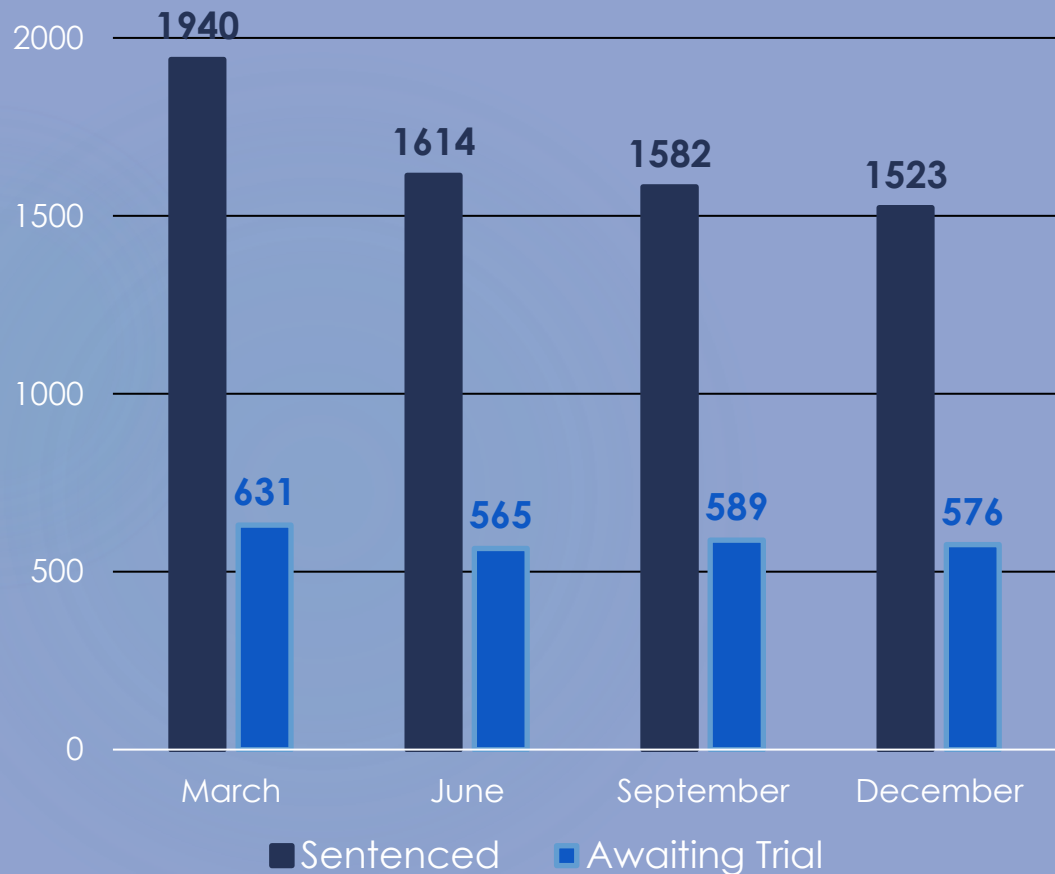


The average total population of CY20 was 12.4% less than CY19.

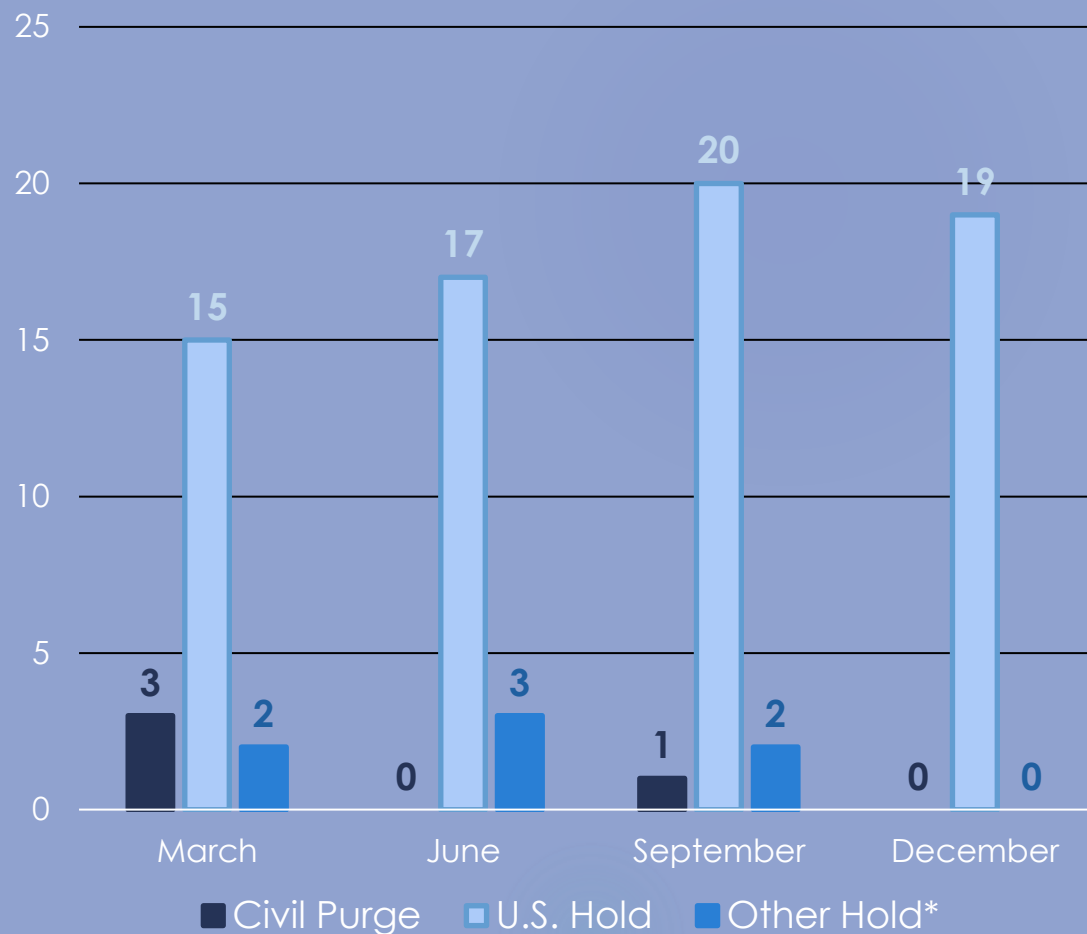


CY20: Sentenced & Awaiting Trial, Civil Purge and Detainees

Average Quarterly Sentenced and Awaiting Trial, 2020



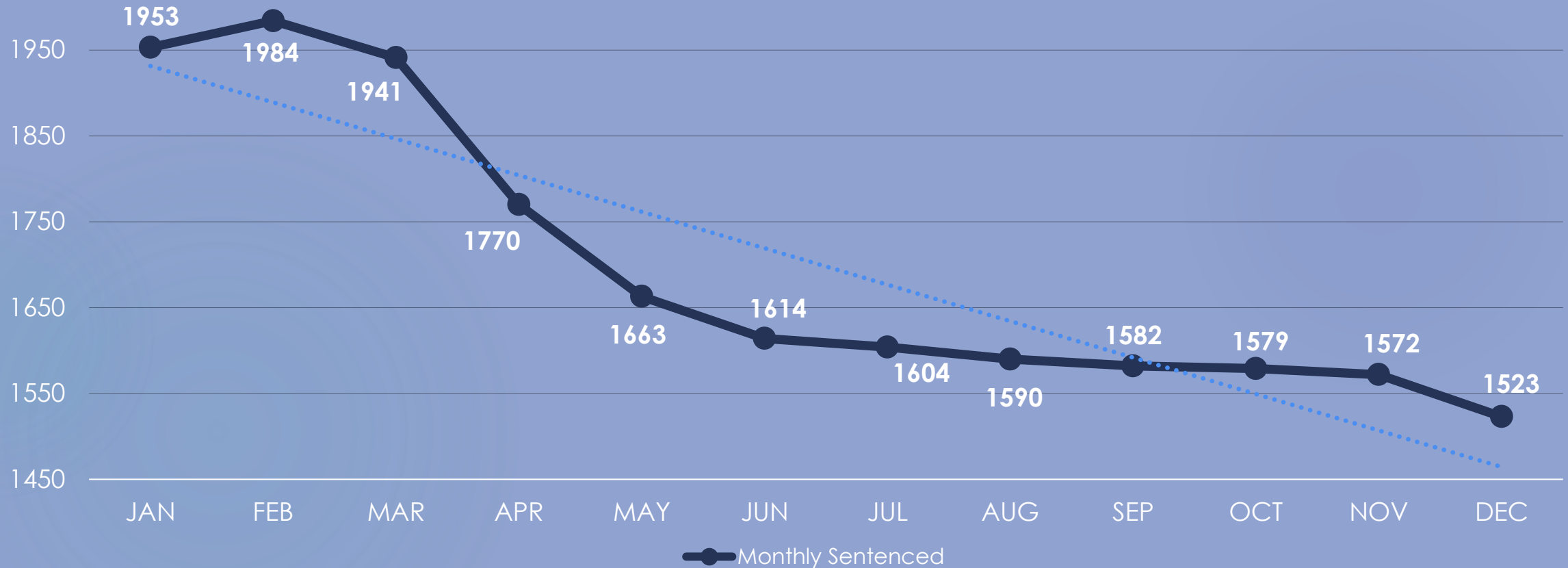
Average Quarterly Civil Purge and Detainees Population, 2020



*Other Hold includes "Hold for Other State" and "Hold for Military"



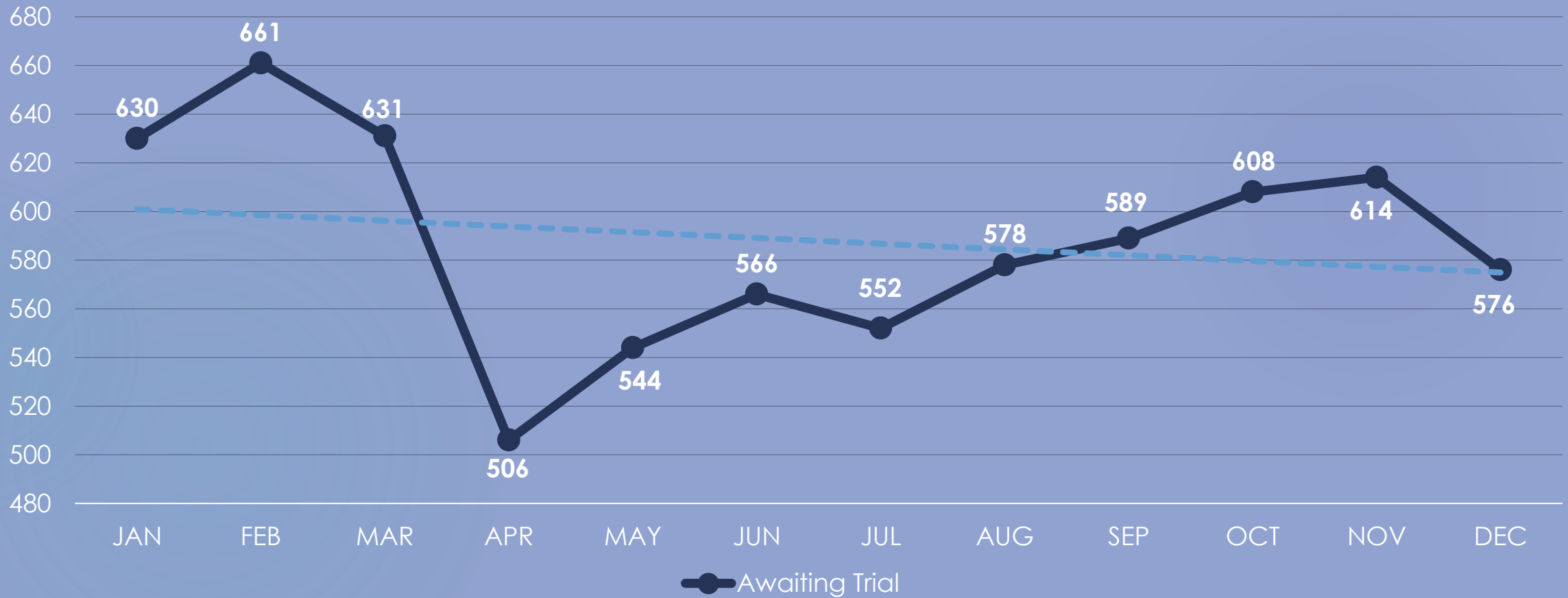
Average Monthly Sentenced Population Calendar Year 2020



While the average sentenced population fluctuated during CY20, it decreased 22% overall from January to December. The average sentenced population for CY20 (1698) was 14% less than CY19 (1975)



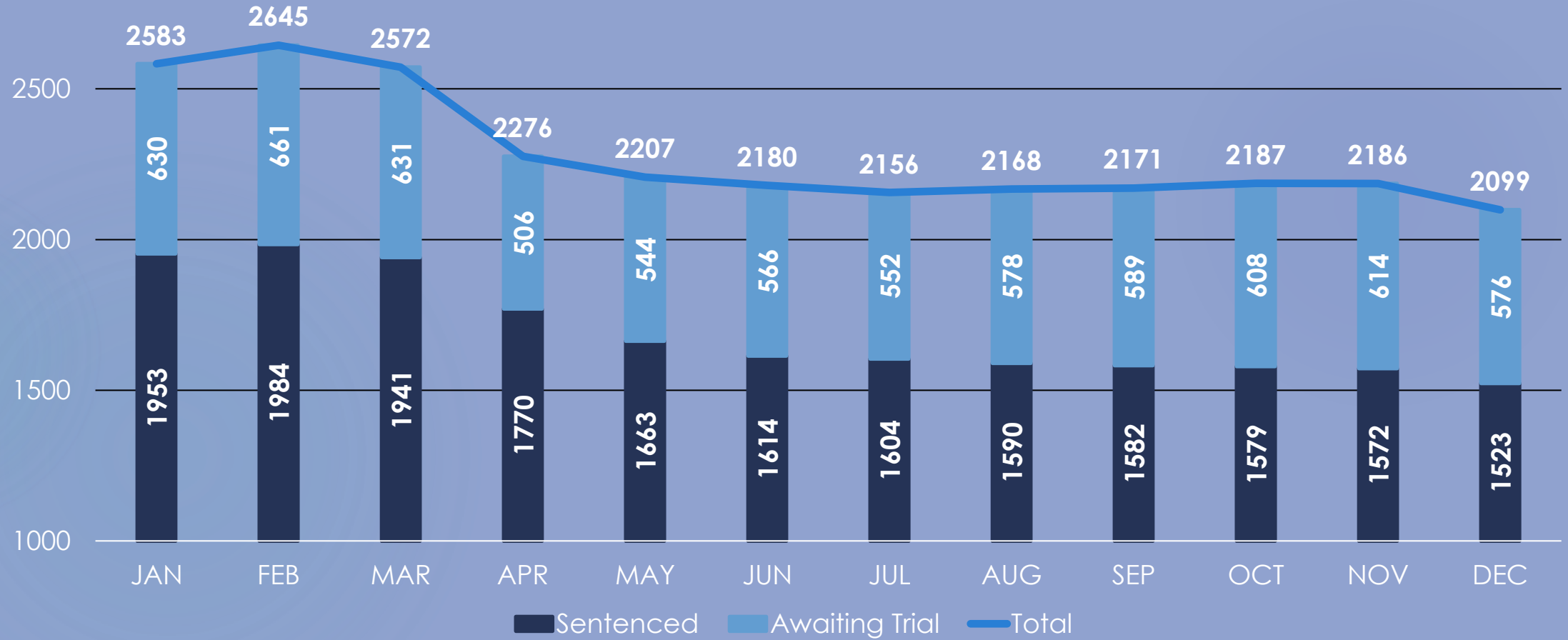
Average Monthly Awaiting Trial Population Calendar Year 2020



While the average awaiting trial population fluctuated during CY20, it decreased by 8.6% overall from January to December. The average awaiting trial population in CY20 (588) decreased by 7.8% from CY19 (638).



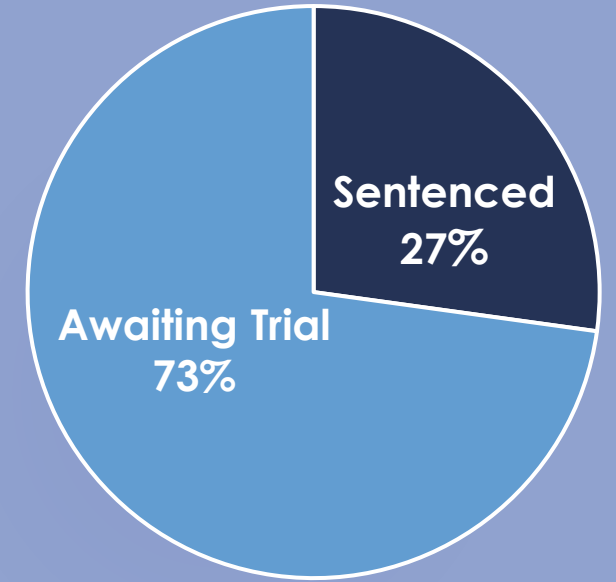
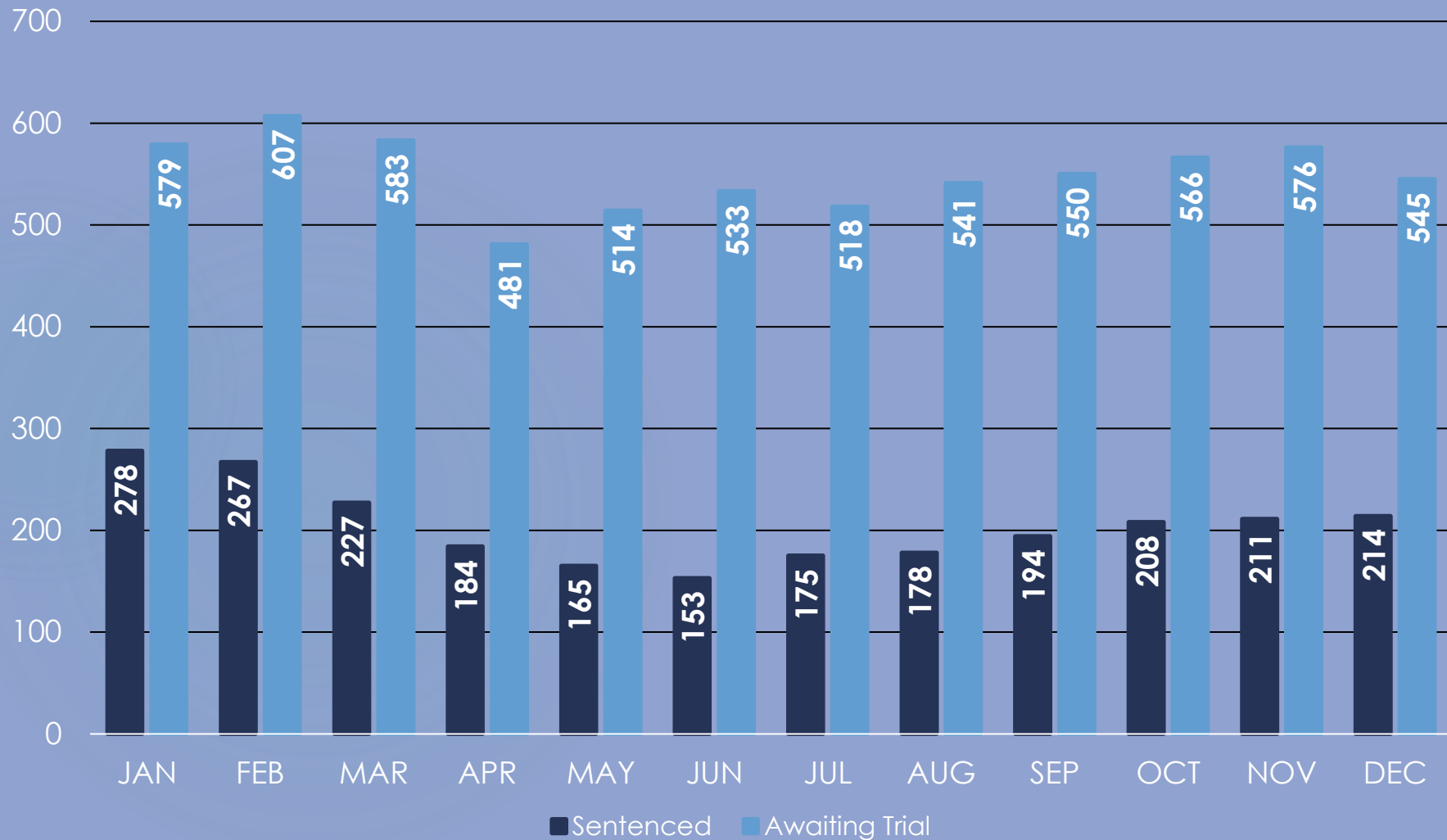
Average Monthly Population CY20 By Status – Awaiting Trial or Sentenced



The average monthly sentenced population for CY20 was 1698 and the average monthly awaiting trial population was 588. This does not include civil, U.S., or other holds.



Intake Service Center (ISC) Average Monthly Population CY 2020 By Status – Pretrial or Sentenced



The ISC holds both awaiting trial and sentenced inmates. In CY20 the average monthly awaiting trial population was 549 (73%) and the average monthly sentenced population was 205 (27%). This does not include civil, U.S., or other holds.



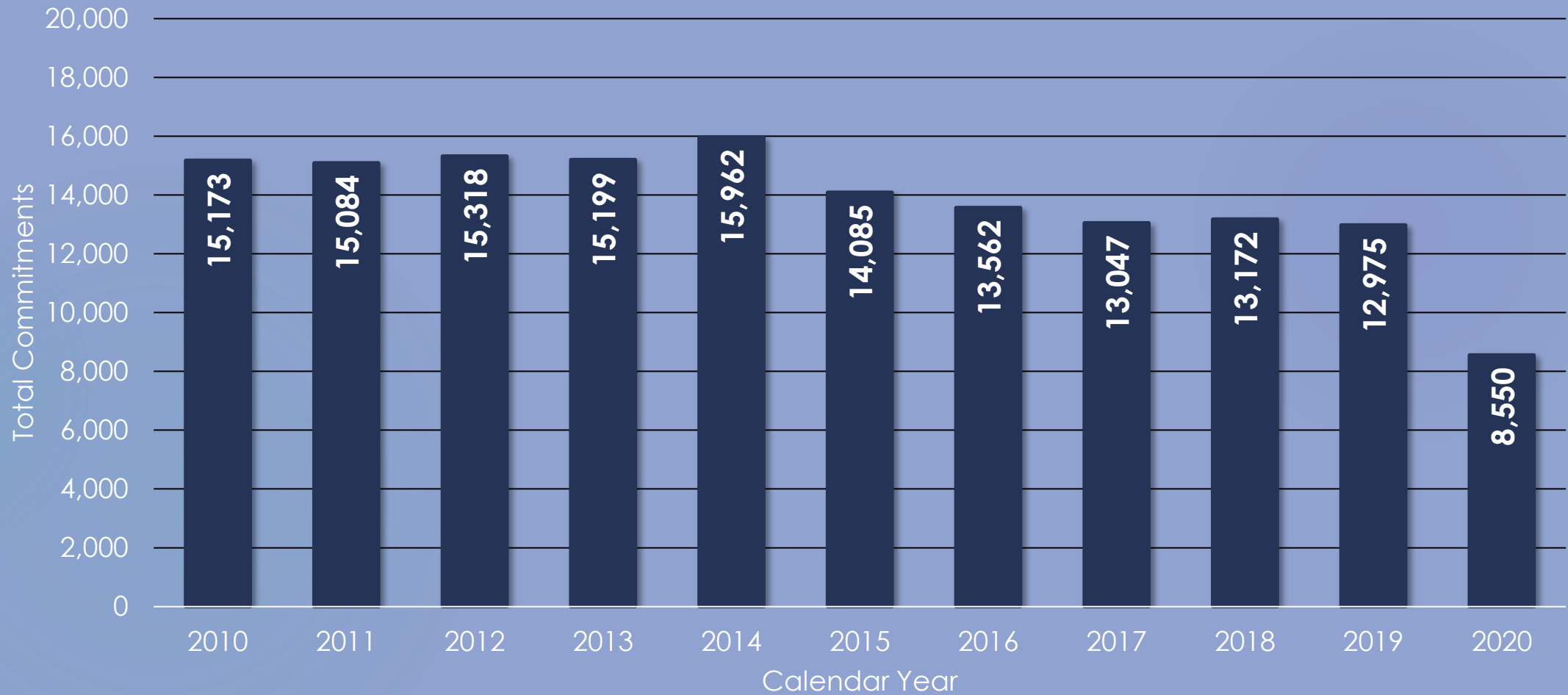
RIDOC Total Commitments CY 2010-2020

Calendar Year	# Commitments	+/- Change
2010	15,173	
2011	15,084	-0.60%
2012	15,318	1.60%
2013	15,199	-0.78%
2014	15,962	5.02%
2015	14,085	-11.76%
2016	13,562	-3.71%
2017	13,047	-3.80%
2018	13,172	0.96%
2019	12,975	-1.50%
2020	8,550	-34.10%

While commitments have fluctuated over the past 10 years, they have declined overall by 43.6% since CY2010. All figures include ICE detainees, where applicable.



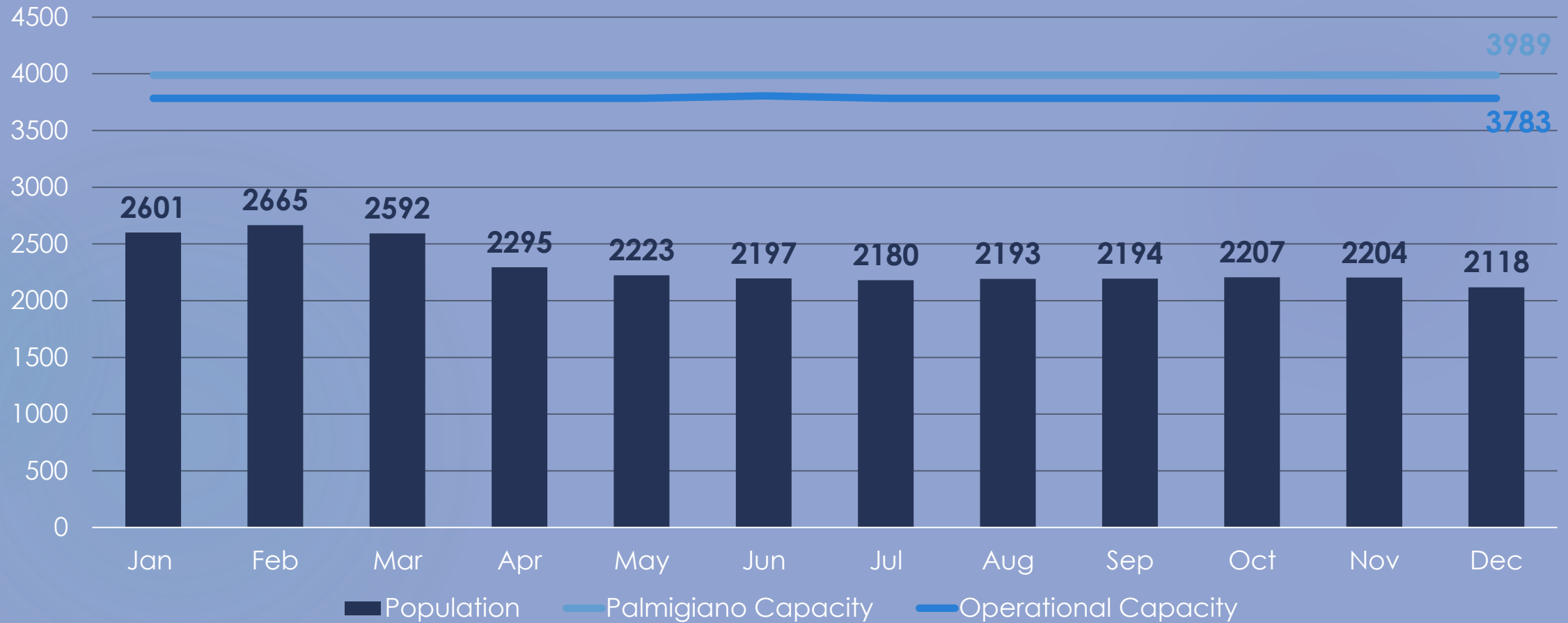
RIDOC Total Yearly Commitments CY 2010-2020



The total commitments for CY20 was 8550, the lowest number of commitments seen in the past decade.



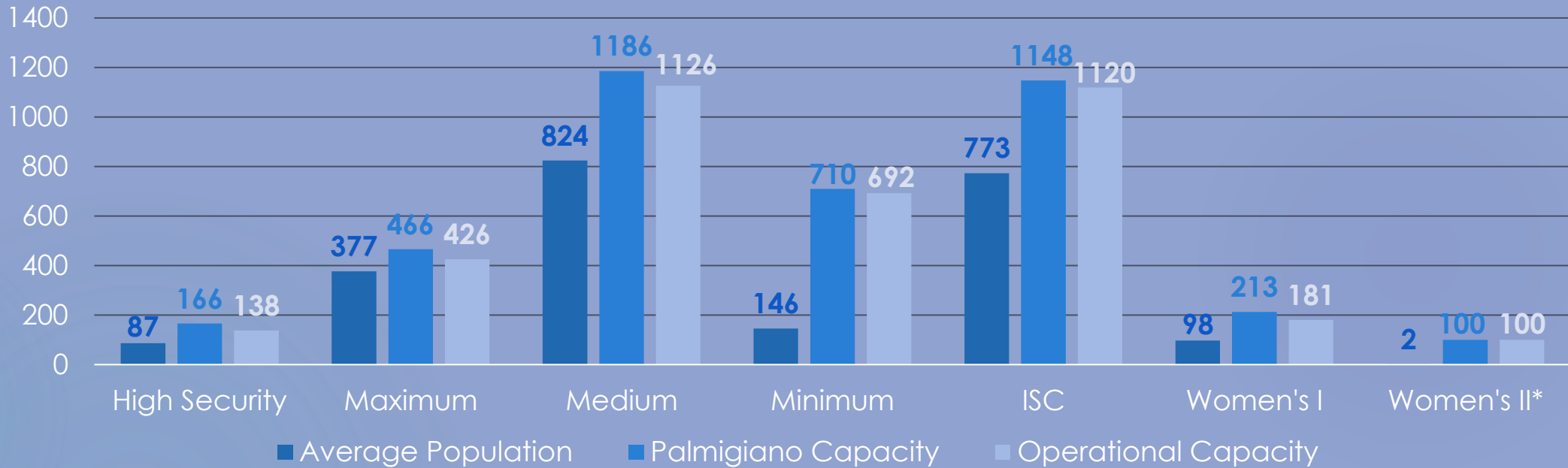
Population vs. Operational and Federal Capacity, CY20



The average total population for CY 2020 was 2306. This is 61% of RIDOC's Operational Capacity and 57.8% of the Palmigiano Capacity.



Population vs. Operational and Federal Capacity, CY20: By Facility

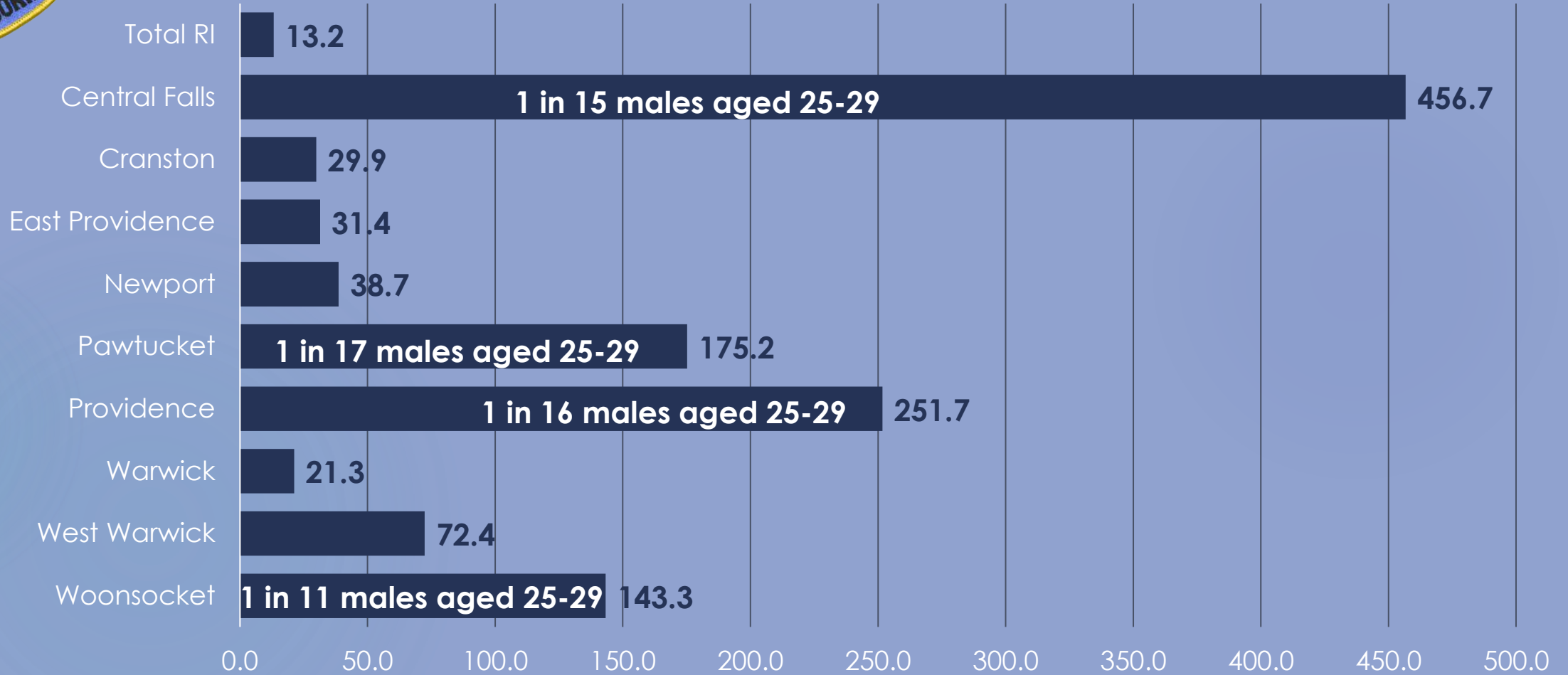


	High Security	Maximum	Medium	Minimum	ISC	Women's I	Women's II*
Average Population	87	377	824	146	773	98	2
% of Palmigiano Capacity	52.4%	80.9%	69.5%	20.6%	67.3%	46.0%	2.0%
% of Operational Capacity	63.0%	88.5%	73.2%	21.1%	69.0%	54.1%	2.0%

Please note that the facility "Women's II" was open only open from March-April during CY20 to accommodate social distancing requirements



Number of Offenders on Community Supervision Per Square Mile as of December 31, 2020



1 out of every 60 adult residents in RI is on probation or parole.

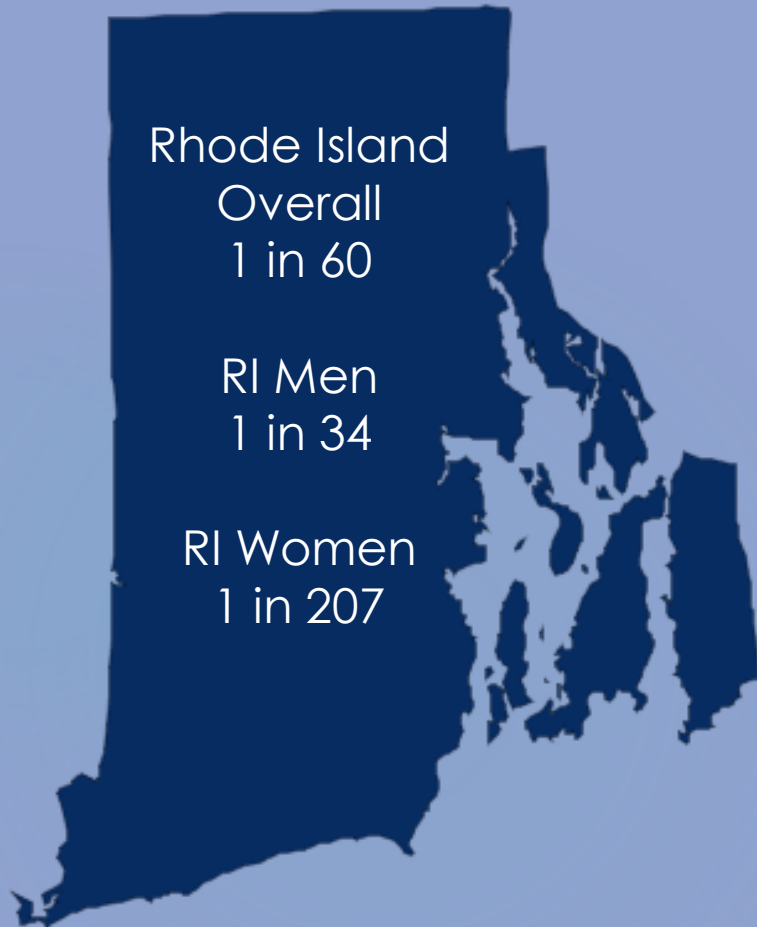
1 out of every 34 men and 1 out of every 207 women in RI is on probation or parole.

Please note that the communities listed here and on the following slide represent the cities and towns with the highest number of offenders per square mile



Lowest Rhode Island Community Supervision Ratios by City/Town, as of December 31, 2020

How Many RI Residents are on Probation and Parole?



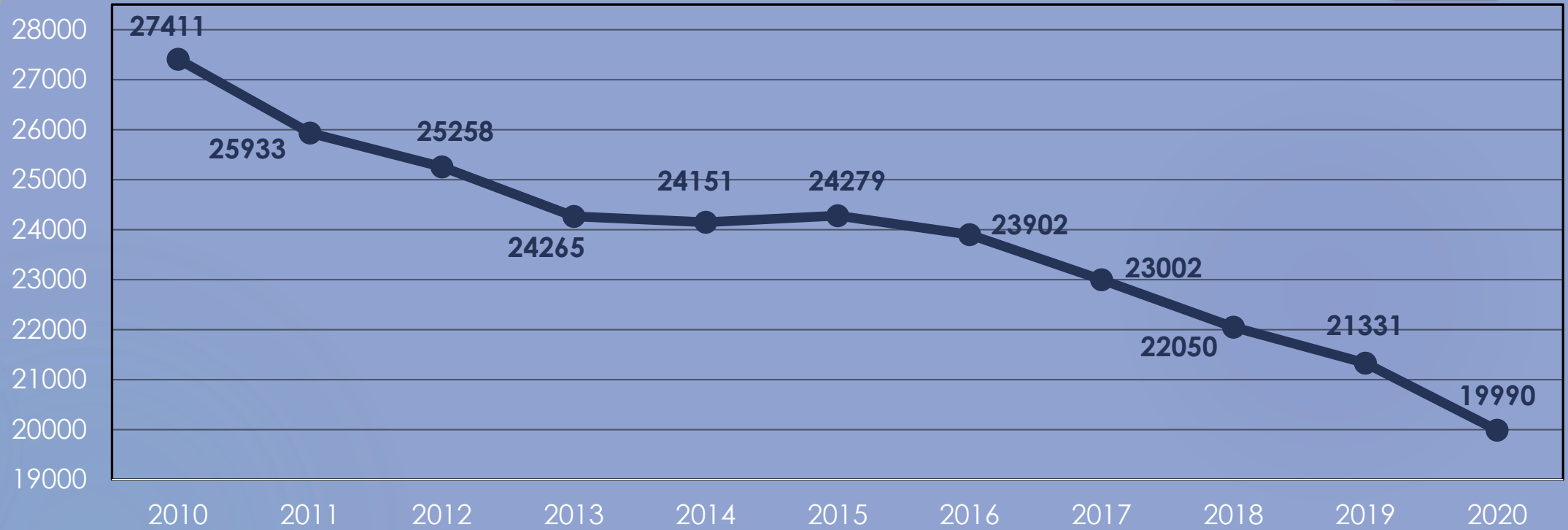
City/Town	Lowest Probation/Parole Ratio*	Age Range
Central Falls	1 in 9	55-59
Cranston	1 in 22	35-39
East Providence	1 in 21	35-39
Newport	1 in 21	30-34
Pawtucket	1 in 12	30-39
Providence	1 in 10	30-34
Warwick	1 in 29	25-29
West Warwick	1 in 14	25-29
Woonsocket	1 in 8	35-39

For a full breakdown of Offenders in Rhode Island Communities, please find the updated [City-Gender-Age Spreadsheet](#), valid as of December 2020

Please note that the above ratios only include the male population



Average Total Probation & Parole Population CY 2010-2020



Total population includes active, low and banked supervision cases.

As of December 31, 2020, there were 18,981 RI offenders on Adult Probation & Parole.

Of those: 6,265 were on Active Supervision

2,498 were on Low Supervision (offenders who have at least one open indictment, but are NOT reporting to or in regular contact with a probation or parole officer)

10,218 were Banked Cases (not actively supervised includes Superior and District Court banked, active warrant, trouble free, incarcerated, court-ordered unsupervised, pending transfer, deported, paroled to immigration and pending interstate cases)

41 Total RI Parole Cases supervised in other states

811 Total RI Probation Cases supervised in other states



Average Total Community Confinement Population By Year: CY2010 to CY2020*



There has been a 29.4% decrease over the past ten years in the community confinement population.
Data includes offenders sentenced and awaiting trial under Home Confinement



RI Inmates Serving Life or Life Without Parole

- ❖ As of December 31, 2020 there were 31 Rhode Island inmates serving a sentence of Life without Parole (4 were serving out of state).
- ❖ As of December 31, 2020 there were 195 Rhode Island inmates serving a life sentence* (18 were serving out of state and 1 was a dual lifer).

*This total excludes 14 out of state lifers serving another state's sentence in RI according to interstate compact but includes dual lifers (inmates serving multiple states' sentences).