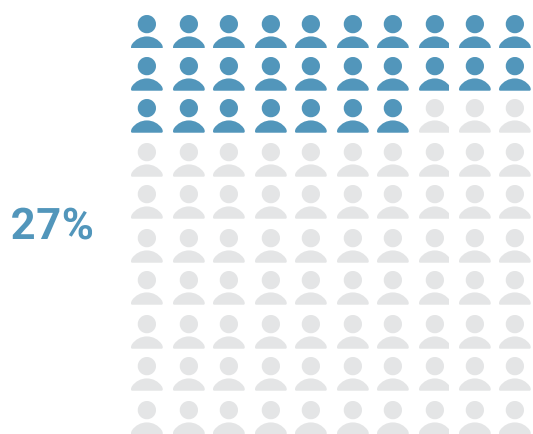




During calendar Year 2024(CY24), there were a total of **10,749** commitments, a **3% increase** from CY2023.

During calendar Year 2024, there were a total of **10,751** releases, a nearly **5% increase** from CY2023.



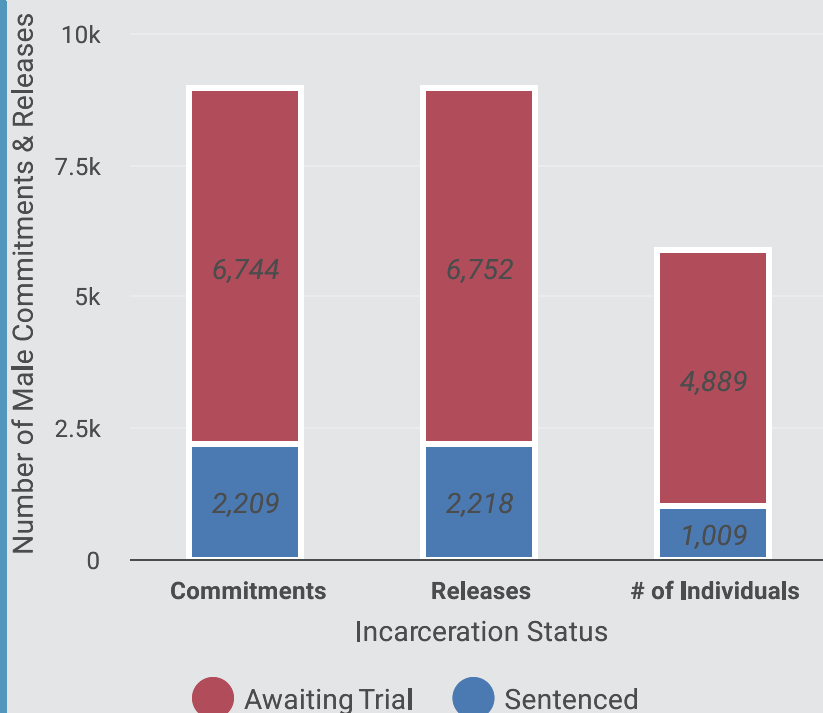
Percentage of individuals who were committed or released more than once from RIDOC during CY24.

The **10,749** commitments represents a total of **6,655 people**. Of these people, **1,726 (26%)** were committed at least twice.

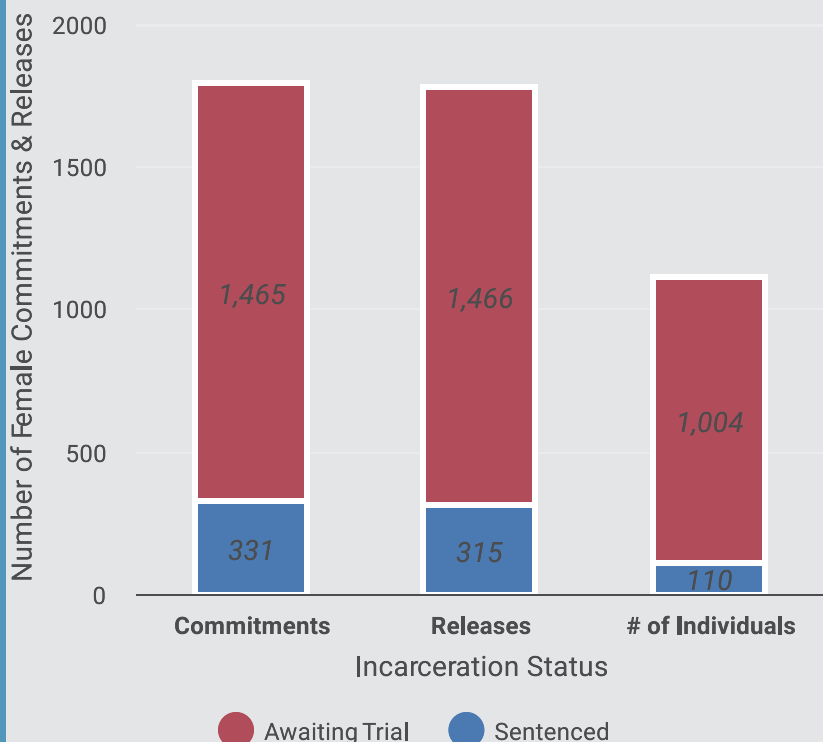
The **10,751** releases represents a total of **6,821 people**. Of these people, **1,762 (26%)** were released at least twice.

*Commitments and releases are counted as **events** and not people, as people can be committed and released multiple times within a year.*

Male CY24 Commitments & Releases*



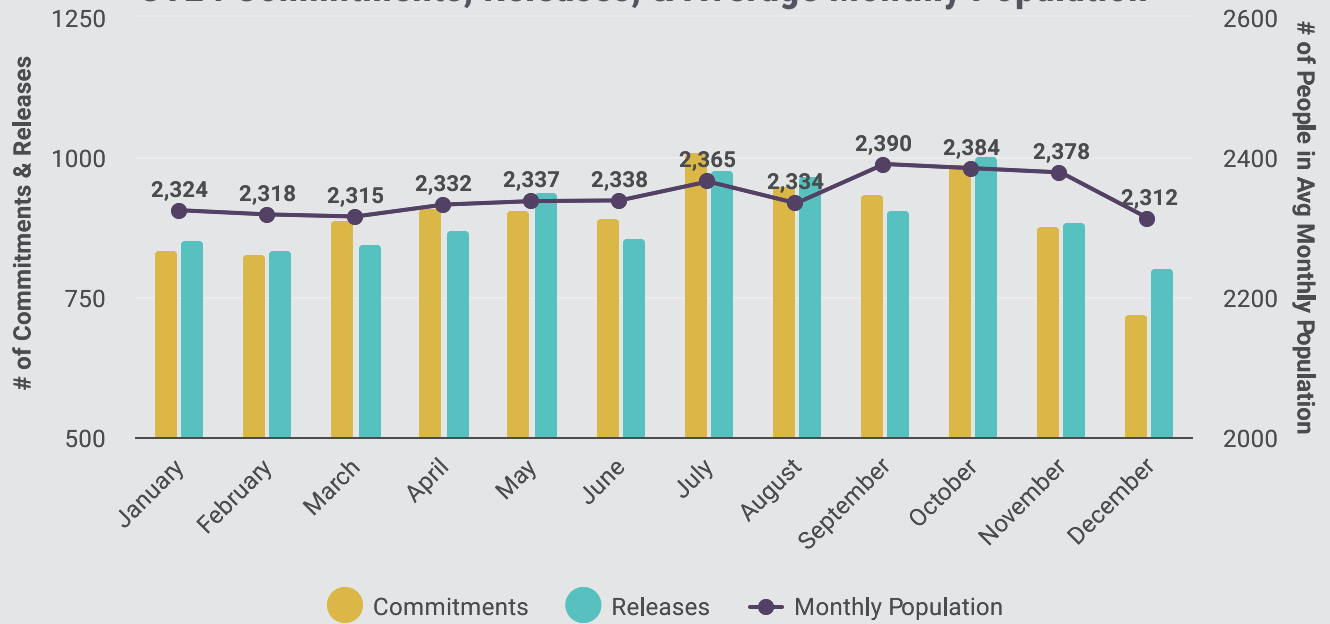
Female CY24 Commitments & Releases*



***Data Caveat** Please note that the total awaiting trial figures include civil purges. For a complete breakdown of commitment and release types, please see the data tables on the last page

CY24 & Historical Commitment & Release Trends

CY24 Commitments, Releases, & Average Monthly Population



Prison populations are influenced by commitments and length of stay. In RI, commitments and releases have a considerable effect on RIDOC's offender population. When commitments exceed/fall below releases, an increase/decrease may be evident in the population. The graph above demonstrates how commitments and releases impacted the population in CY2024. RIDOC's CY2024 average offender population was **2,344**, which reflects a nearly **41% decline** from its peak of **3,937** in 2007. The first wave of COVID-19 in the Spring of 2020 had a significant impact on RIDOC's commitments and releases, and thus the overall offender population. CY2024 commitments (**10,749**) and releases (**10,751**) are down by around **17%** each from the last pre-COVID Calendar Year (CY2019), which yielded **12,975** commitments and **12,879** releases. Similarly, RIDOC's CY2024 average offender population of **2,344** reflects an **11% decline** from CY2019's average offender population of **2,631**.

CY06-CY24 Commitments, Releases, & Average Monthly Population



Rhode Island Department
of Corrections

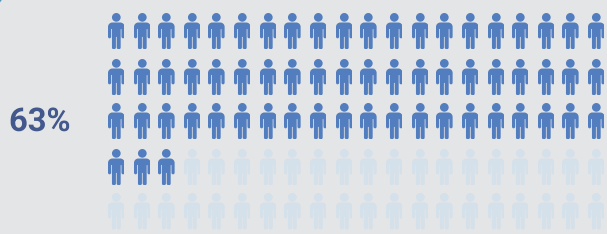


44% Decrease in
commitments to RIDOC
since 2006 peak



43% Decrease in
releases from RIDOC
since 2006 peak

CY24 Commit & Release Demographics

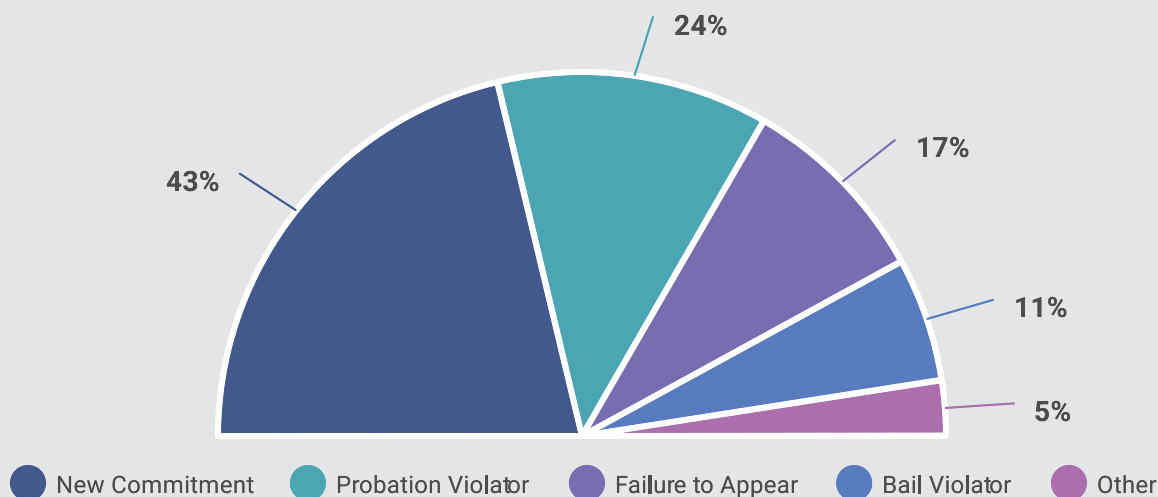


During CY24, **63%** of male sentenced commitments and **83%** of female sentenced commitments were sentenced to 6 months or less

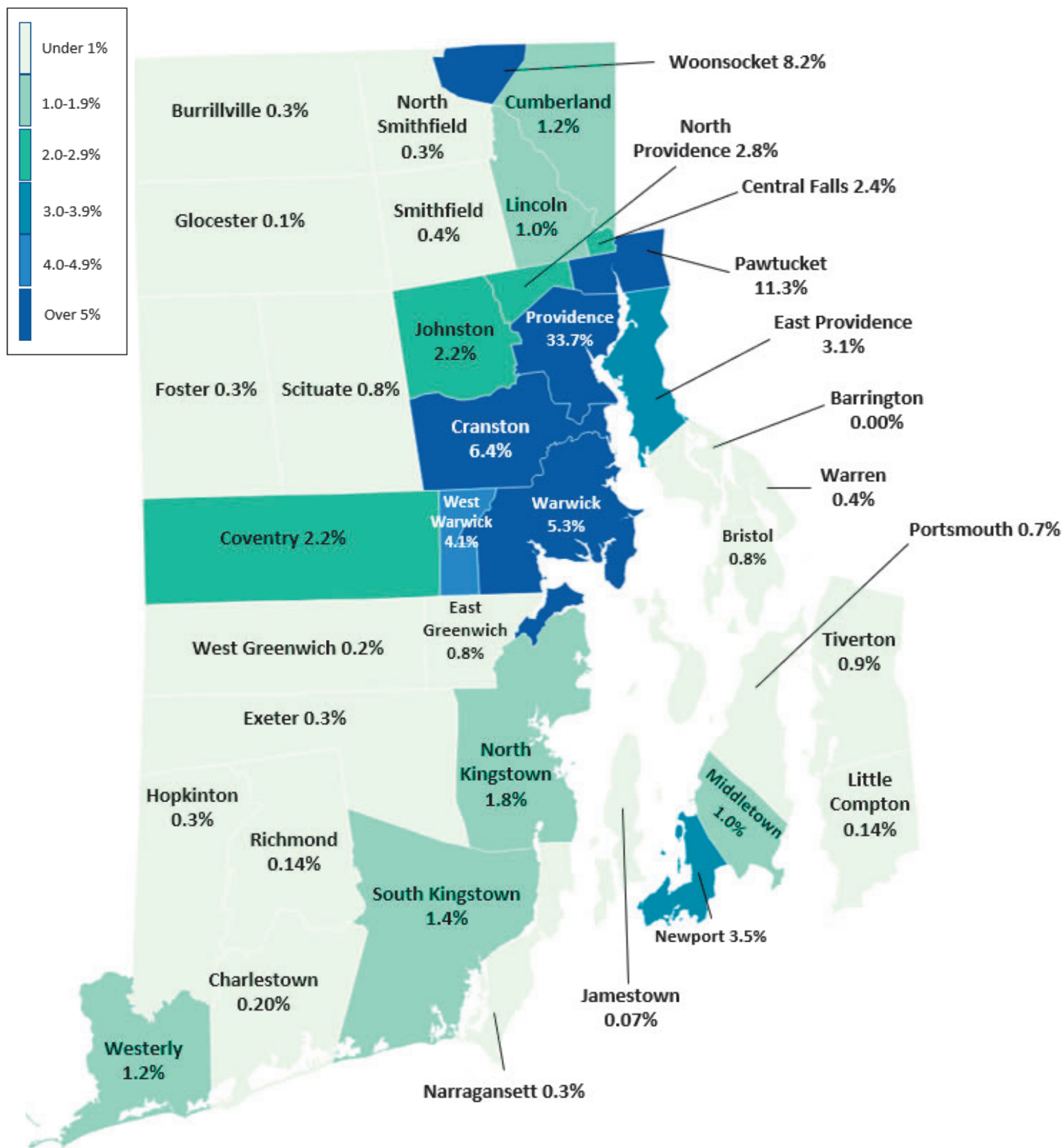
- **83%** of those committed to and released from RIDOC were male, while **17%** were female
- Of those committed and released during CY24, **48%** were White, **25%** were Black, **23%** were Hispanic, and the final 4% were made up of those who self-identified as Asian, Native American, and Other.
- For male awaiting trial commitments: **40%** had a most serious offense type of violent, followed by **31%** nonviolent, **15%** drug offenses, **6%** B&E, **5%** sex, and **4%** weapons.
- For female awaiting trial commitments: **41%** had a most serious offense type of Nonviolent, followed by **34%** Violent, **19%** Drug offenses, **3%** B&E, and **2%** Weapons.

- The average age for awaiting trial commitments was **37**, while the average age at awaiting trial releases was **38**.
- **6%** of RIDOC commitments identify themselves as homeless or having no permanent address
- During CY24, the most common offenses for awaiting trial and sentenced commitments were **violation of a no-contact order (6.7%)**, **possession of a controlled substance (6.1%)**, and **domestic assault (5.8%)**.
- For sentenced commitments, the median sentence length was **90 days**.
- For awaiting trial releases, the median length of stay was **19 days**. For sentenced releases, the median length of stay was **60 days**. For those expiring a sentence, it was **57 days**.

Awaiting Trial Commitments by Admission Type



Rhode Island Geographic Representation of Department of Corrections CY24 Sentenced Release Events



Data Tables & Glossary

Commitment Type	Male	Female	Total
Awaiting Trial	6,619	1,457	8,076
Civil Purge	125	8	133
Sentenced	2,209	331	2,540
<i>Sentenced from Court</i>	2,122	327	2,449
<i>Parole Violator</i>	68	3	71
<i>Sentenced Other</i>	19	1	20
Total	8,953	1,796	10,749

Release Type	Male	Female	Total
Awaiting Trial	6,633	1,459	8,092
Civil Purge	119	7	126
<i>Other AT Release</i>	5,005	1,243	6,248
<i>To Sentenced Status</i>	1,628	216	1,844
Sentenced	2,218	315	2,533
<i>Expiration of Sentence</i>	1,894	280	2,174
<i>Paroled</i>	191	13	204
<i>Other</i>	133	22	155
Total	8,970	1,781	10,751

Civil Purge: A “Civil Purge” includes those who are at the RIDOC under Rule 69 of the RI Superior Court Rules of Civil Procedure which allows for a period of incarceration to be ordered by the court for refusal or willful failure to comply with a payment decree.

Awaiting Trial Other Releases: The release types included in the "other" category include but are not limited to: Return from Institute of Mental Health(Eleanor Slater Forensic Unit), Failure to Appear, Return from Escape, Return from out of State.

Sentenced Other Releases: The release types included in the "other" category include: Bailed, Discharged at Court, Discharged per Court Order, Discharged to Immigration, Discharged Out of State, Serving Out of State, Escape, Deceased, and Time Served.

Data Caveats: Please note that race is self-identified by offenders upon commitment to RIDOC. Hispanic is counted as a race rather than an ethnic group. Due to technical limitations, RIDOC is unable to capture multiple races for a single offender. Housing status (e.g., homeless, mailing or residential address information) is primarily self-identified upon commitment.

